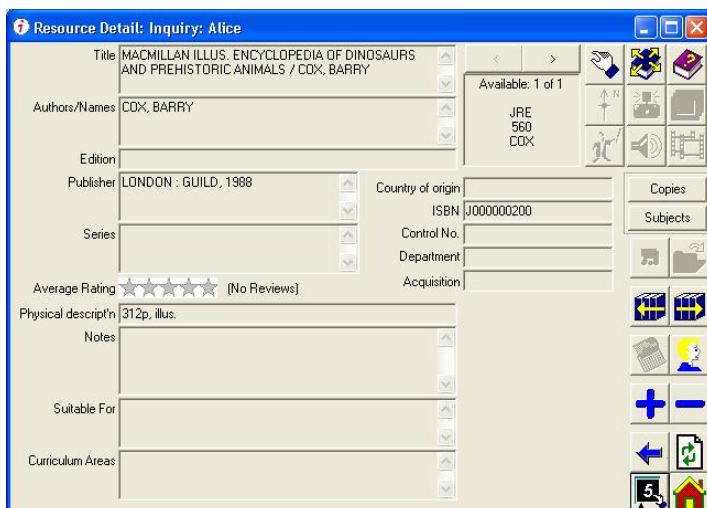


Reviews

From the **Resource Detail** screen:



Click on the 5 icon

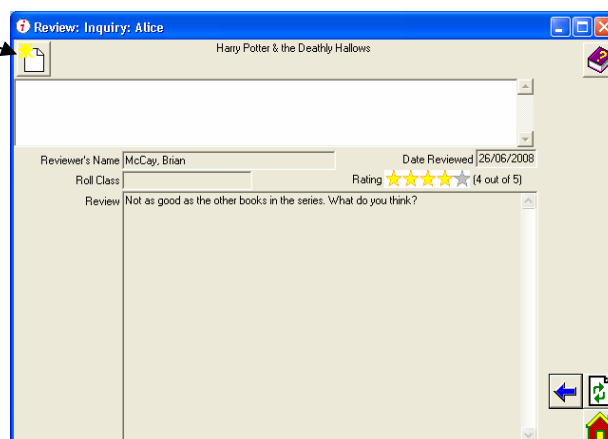
This will take you to the **Review** page.

Note: anywhere this icon is used in a window will take you to the Review window when clicked.

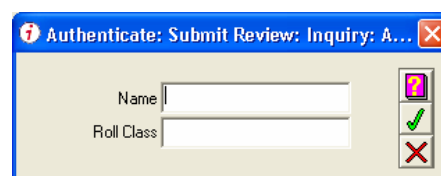
You can read other people's reviews and ratings for each resource and add your own comments and rating.

To read a review:

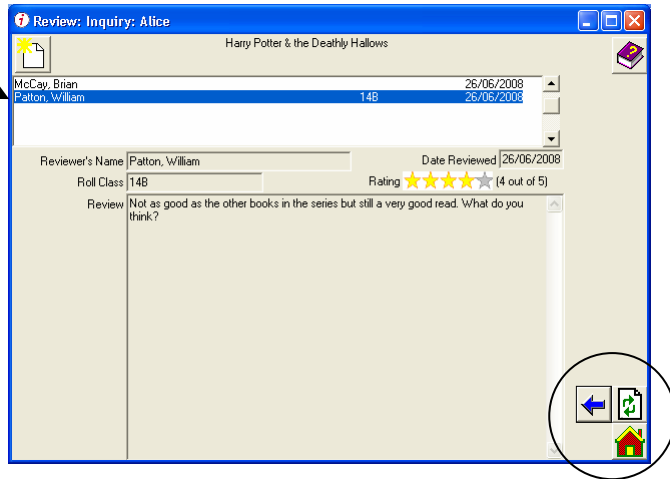
- Click on the button at the top left of the window



- If not submitting a review, click on the **Exit** button
- All reviews for this book will now be viewable

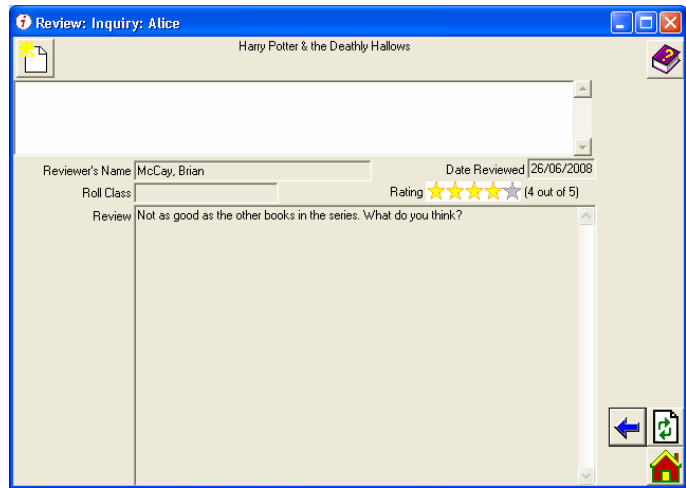


- Click on a **Name** to read the Review
- Click on the **Home** button or **Back** arrow to move back

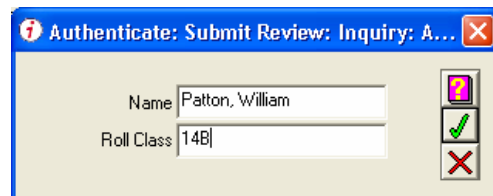


To create a review:

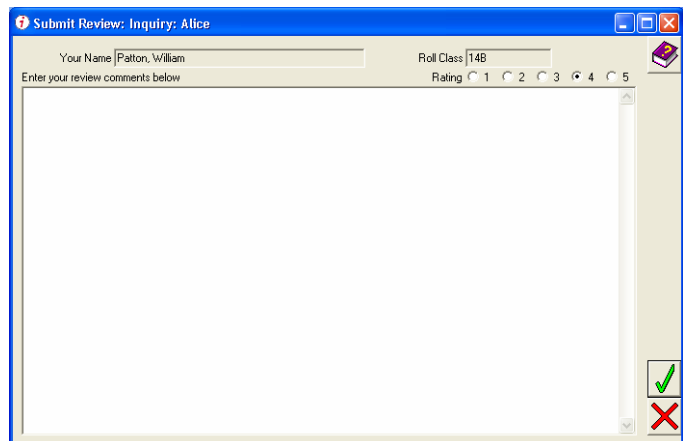
- Click on the **Submit New Review** button (top left hand corner)



- Enter your **Name** and **Roll Class**
- Click the **Green Tick**



- Select a **Rating** for the review (1 to 5)
- Enter your comments in the **Comments** box
- Click on the **Green Tick** to submit the review
- A message will be displayed informing you that the review can be seen after it has been submitted
- Click **OK** to continue



Note: All reviews are monitored by the Librarian. Your review will appear on the system only once it has been allowed by the Librarian.