

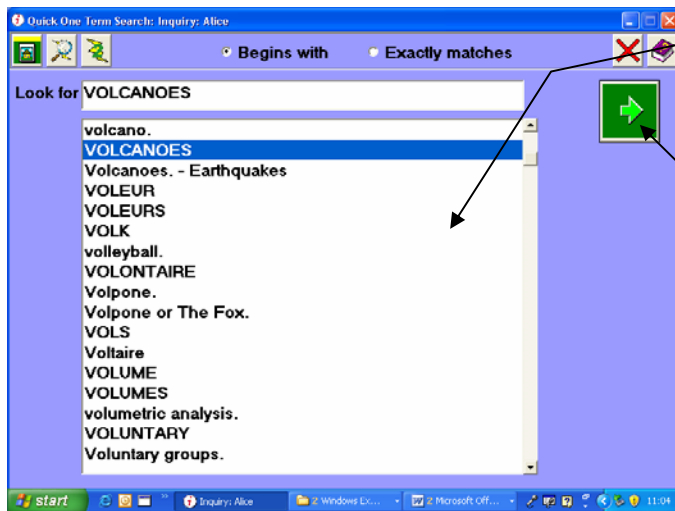
One Word Search

One-Word Searching

The second Quick Search method is a simplified one-word search where younger borrowers can search the library.



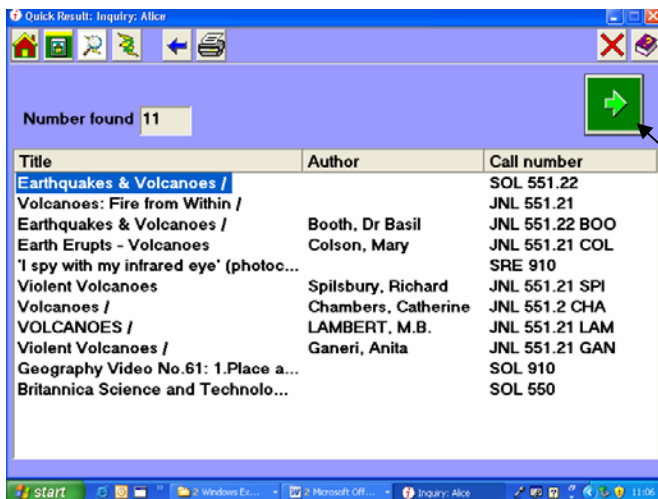
Click this button to view the search screen



Notice the **results window** will be updated with each letter typed to provide quick results.

Once the desired term is highlighted, pressing **<Enter>** or **clicking the right arrow button** yields the title list screen.

This screen displays all titles matching the chosen term.

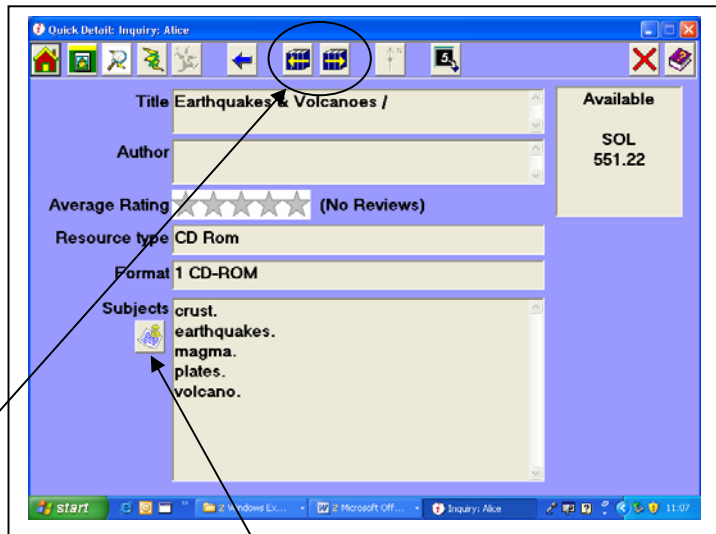


The total number of matching titles found is displayed at the top.

Click the title you wish to view and press **<Enter>** or click the **green right arrow** button on the screen to display details about the selected item.

This screen shows you whether or not the item selected is available and where it can be found in the Junior or Senior Library.

You can move from one title to another using the **next** and **previous** buttons to avoid returning to the previous title list screen.



Click the **button** below **Subjects** to view notes about this item

Note: it is possible to submit a review using the **Submit** button (the FIVE).

